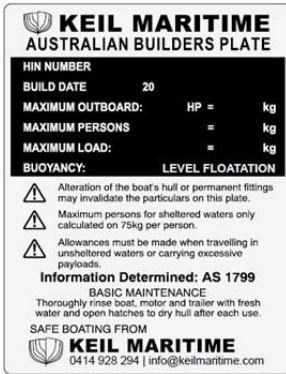




KEIL MARITIME

Australian Builders Plate (ABP) for Recreational and NS



Example of plate

To issue a new ABP, a competent person must confirm that the vessel meets the appropriate standards as defined in the National Standard for the Australian Builders plate for Recreational vessels, this in general calls up 3 areas of compliance;

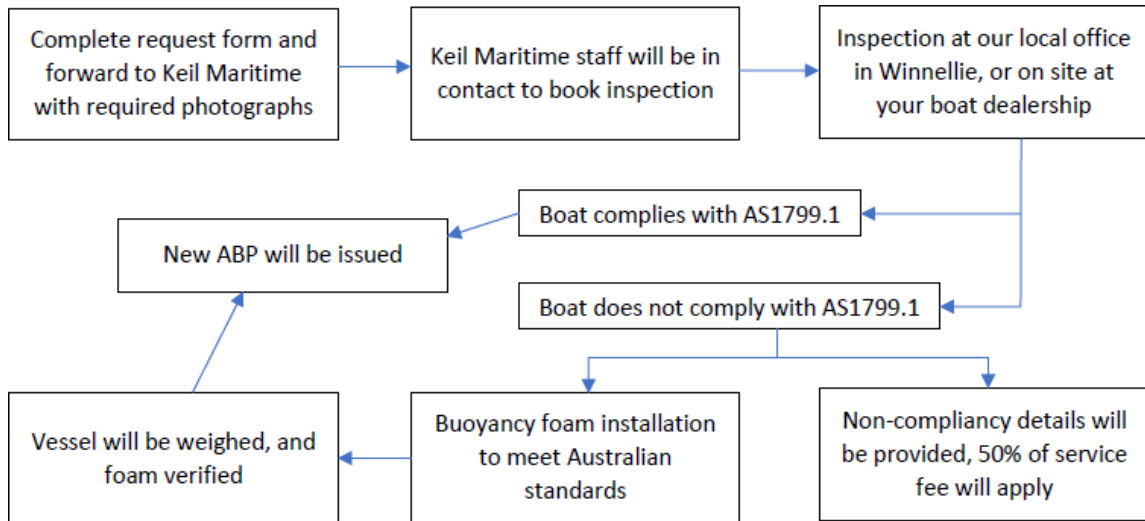
- Buoyancy
- Maximum horsepower
- Maximum load

The general condition and structural strength of the hull and engine mount are also of consideration.

Before a new ABP is issued a physical inspection is required to ensure your boat is compliant to these standards. This form is to assist you in preparing for your inspection.

The cost of the basic service including production and delivery of the new engraved aluminium plate will depend on the number of inspections. The plate can take up to 2 weeks to be produced. Some vessels may also require a stability check or buoyancy foam fit. If so, additional testing will be quoted on top of ABP costs.

To assist with providing a timely service, ensure to:



If you wish to proceed, kindly email the following request form and provide as much of the following information as known, ensure to include photographs of:

- (1) Side profile of the boat
- (2) Stern including transom
- (3) Inside face of transom/engine mount
- (4) Any existing ABP or builder's label include HIN (hull identification number)
- (5) Inside of vessel showing general layout

If you require further information, please do not hesitate to contact the team via the details below.

Kind regards,

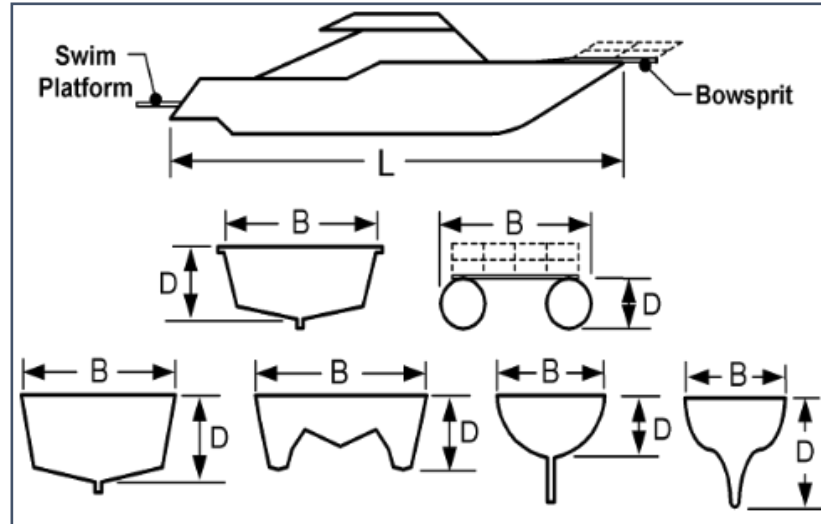
Daniel Keil, Accredited Marine Surveyor # 120690



KEIL MARITIME

Australian Builders Plate (ABP) for Recreational Boats

How to measure your boat



This diagram shows how to measure length (L), beam (B) and depth (D).

The diagram and listed information are generic so some requested information may not be relevant to you or your boat.

L is taken on the centre line from the bow to the transom excluding any rub rails, extensions or bow sprits. B is taken from amidships and also excludes any rub rails.

Measurements should be in millimetres.

Once we have these details, we can do the required calculations rate for your new ABP to be affixed to the vessel.

If required, we can also send you a rating statement in PDF format by email outlining the revised powering and/or carrying capacities and a copy of the new ABP to be produced. This can then be emailed to your engine supplier or insurer.

Please note:

Polystyrene Foam does not meet the requirements of Clause 2.5.3 and will require to be replaced with approved foam prior to new ABP being issued.

[Email completed form to surveys@keilmaritime.com](mailto:surveys@keilmaritime.com)



KEIL MARITIME

Client Details			
Name:		Phone:	
Email:			
Postal Address:			
Reason for new builder's plate - Safety, correct horsepower and load for new motor.			

Overall Length of hull: _____ Beam: _____ Depth: _____

Vessel Make, Model, Year: _____

Hull ID number: _____

Hull material: Aluminium Fibreglass Polyethylene
Other; please specify: _____

Buoyancy: Check underdeck foam, type and provide photos.

Basic Level Unsure

Vessel Controls:

Tiller Steering Console

Existing outboard details: _____ Proposed outboard (if applicable): _____

Horsepower: _____ Weight: _____ Horsepower: _____ Weight: _____

Any alternations to the vessel since purchased (e.g. electric motor, raised decks etc):

No

Yes, please specify: _____

What additional load do you need to carry (e.g. auxiliary motor, batteries etc.), please specify:

Max number of passengers carried:		Area of operation:	<input type="checkbox"/> Sheltered waters
			<input type="checkbox"/> Offshore

Client signature:		Date:	
-------------------	--	-------	--